

# Screening Questions

[screen instructions](#)

Please answer these questions carefully as your responses will determine which subsequent data entry screens are appropriate for your institution.

## 1. How will you report Operating (Game-day) Expenses?

- By Team       Per Participant

## 2. Select the type of varsity sports teams at your institution.

- Men's Teams  
 Women's Teams  
 Coed Teams


## 3. Do any of your teams have assistant coaches?

- Yes
- Men's Teams  
 Women's Teams  
 Coed Teams
- No

type of team will be deleted from subsequent screens. However, because the survey system has to recalculate the totals, you must re-save every screen.

**!** **WARNING** You have read only permission for this screen.

# Sports Selection - Men's and Women's Teams

 [screen instructions](#)

Select the varsity sports teams at your institution.

Sport	Men's	Women's	Sport	Men's	Women's
Archery	<input type="checkbox"/>	<input type="checkbox"/>	Badminton	<input type="checkbox"/>	<input type="checkbox"/>
Baseball	<input checked="" type="checkbox"/>	<input type="checkbox"/>	Basketball	<input checked="" type="checkbox"/>	<input checked="" type="checkbox"/>
Beach Volleyball	<input type="checkbox"/>	<input type="checkbox"/>	Bowling	<input checked="" type="checkbox"/>	<input checked="" type="checkbox"/>
Cross Country	<input checked="" type="checkbox"/>	<input checked="" type="checkbox"/>	Diving	<input type="checkbox"/>	<input type="checkbox"/>
Equestrian	<input type="checkbox"/>	<input type="checkbox"/>	Fencing	<input type="checkbox"/>	<input type="checkbox"/>
Field Hockey	<input type="checkbox"/>	<input type="checkbox"/>	Football	<input type="checkbox"/>	<input type="checkbox"/>
Golf	<input checked="" type="checkbox"/>	<input checked="" type="checkbox"/>	Gymnastics	<input type="checkbox"/>	<input type="checkbox"/>
Ice Hockey	<input type="checkbox"/>	<input type="checkbox"/>	Lacrosse	<input type="checkbox"/>	<input type="checkbox"/>
Rifle	<input type="checkbox"/>	<input type="checkbox"/>	Rodeo	<input type="checkbox"/>	<input type="checkbox"/>
Rowing	<input type="checkbox"/>	<input type="checkbox"/>	Sailing	<input type="checkbox"/>	<input type="checkbox"/>
Skiing	<input type="checkbox"/>	<input type="checkbox"/>	Soccer	<input type="checkbox"/>	<input type="checkbox"/>
Softball	<input type="checkbox"/>	<input checked="" type="checkbox"/>	Squash	<input type="checkbox"/>	<input type="checkbox"/>

Synchronized Swimming	<input type="checkbox"/>	<input type="checkbox"/>	Table Tennis	<input type="checkbox"/>	<input type="checkbox"/>
Team Handball	<input type="checkbox"/>	<input type="checkbox"/>	Tennis	<input type="checkbox"/>	<input type="checkbox"/>
Track and Field (Indoor)	<input type="checkbox"/>	<input type="checkbox"/>	Track and Field (Outdoor)	<input type="checkbox"/>	<input type="checkbox"/>
Track and Field and Cross Country (combined)	<input type="checkbox"/>	<input type="checkbox"/>	Volleyball	<input type="checkbox"/>	<input checked="" type="checkbox"/>
Water Polo	<input type="checkbox"/>	<input type="checkbox"/>	Weight Lifting	<input type="checkbox"/>	<input type="checkbox"/>
Wrestling	<input type="checkbox"/>	<input type="checkbox"/>	Other Varsity Sports (Specify sports in the caveat box.)*	<input type="checkbox"/>	<input type="checkbox"/>

**Caveat (Specify Other Varsity Sports):**

\*Use the caveat to list the "Other Varsity Sports" if you checked the box above. You should only include intercollegiate varsity sports in your EADA disclosures.

\*The caveat on this screen is for internal use and does not appear on the EADA Dissemination Website (public site). If you want information to appear on the public site, enter it on the Athletic Participation screen.

We offered men's and women's soccer, bur due to low turnout the season was cancelled. The costs incurred by those teams was added into the Not Allocated by Gender/Sport section as per the instructions.

If you save the data on this screen, then return to the screen to make changes, note the following:

- 1) If you select an additional team remember to include associated data for that sport on subsequent screens;

# Athletics Participation - Men's and Women's Teams

 worksheets  screen instructions

Enter the number of participants as of the day of the first scheduled contest.

## Varsity Teams

## Men's Teams

## Women's Teams

Baseball	<input type="text" value="18"/>	
Basketball	<input type="text" value="15"/>	<input type="text" value="8"/>
Bowling	<input type="text" value="5"/>	<input type="text" value="5"/>
Cross Country	<input type="text" value="10"/>	<input type="text" value="6"/>
Golf	<input type="text" value="8"/>	<input type="text" value="1"/>
Softball		<input type="text" value="14"/>
Volleyball		<input type="text" value="13"/>
<b>Total Participants Men's and Women's Teams</b>	<input type="text" value="56"/>	<input type="text" value="47"/>

CAVEAT

\*For each men's or women's team that includes opposite sex participants, specify the number of male and the number of female students on that team in this caveat box. This does not apply for coed teams.

\*If you selected **Other Sports**, specify which team(s) are included.

\*Additionally, provide any other clarifying information here.

The men's and women's soccer season was cancelled in August due to low numbers.

If you save the data on this screen, then return to the screen to make changes, please note you must re-save every screen because the survey system has to recalculate the totals.

 **WARNING** You have read only permission for this screen.



# Head Coaches - Men's Teams

 screen instructions

For each men's team, indicate whether the head coach is male or female, was assigned to the team on a full-time or part-time basis, and whether the coach was employed by the institution on a full-time basis or on a part-time or volunteer basis, by entering a 1 in the appropriate field.

The Swimming and Diving (combined) fields allow up to 2 head coaches. The Track and Field and Cross Country (combined) fields allow up to 3.

### Male Head Coaches

### Female Head Coaches

Varsity Teams	Male Head Coaches				Female Head Coaches				Total Head Coaches
	Assigned to Team on a Full-Time Basis	Assigned to Team on a Part-Time Basis	Full-Time Institution Employee	Part-Time Institution Employee or Volunteer	Assigned to Team on a Full-Time Basis	Assigned to Team on a Part-Time Basis	Full-Time Institution Employee	Part-Time Institution Employee or Volunteer	
Baseball	<input type="text" value="0"/>	<input type="text" value="1"/>	<input type="text" value="0"/>	<input type="text" value="1"/>	<input type="text" value="0"/>	<input type="text" value="0"/>	<input type="text" value="0"/>	<input type="text" value="0"/>	<input type="text" value="1"/>
Basketball	<input type="text" value="0"/>	<input type="text" value="1"/>	<input type="text" value="0"/>	<input type="text" value="1"/>	<input type="text" value="0"/>	<input type="text" value="0"/>	<input type="text" value="0"/>	<input type="text" value="0"/>	<input type="text" value="1"/>
Bowling	<input type="text" value="0"/>	<input type="text" value="1"/>	<input type="text" value="0"/>	<input type="text" value="1"/>	<input type="text" value="0"/>	<input type="text" value="0"/>	<input type="text" value="0"/>	<input type="text" value="0"/>	<input type="text" value="1"/>
Cross Country	<input type="text" value="0"/>	<input type="text" value="1"/>	<input type="text" value="0"/>	<input type="text" value="1"/>	<input type="text" value="0"/>	<input type="text" value="0"/>	<input type="text" value="0"/>	<input type="text" value="0"/>	<input type="text" value="1"/>
Golf	<input type="text" value="0"/>	<input type="text" value="1"/>	<input type="text" value="0"/>	<input type="text" value="1"/>	<input type="text" value="0"/>	<input type="text" value="0"/>	<input type="text" value="0"/>	<input type="text" value="0"/>	<input type="text" value="1"/>

# Head Coaches - Women's Teams

 screen instructions

For each women's team, indicate whether the head coach is male or female, was assigned to the team on a full-time or part-time basis, and whether the coach was employed by the institution on a full-time basis or on a part-time or volunteer basis, by entering a 1 in the appropriate field.

The Swimming and Diving (combined) fields allow up to 2 head coaches. The Track and Field and Cross Country (combined) fields allow up to 3.

## Male Head Coaches


## Female Head Coaches

Varsity Teams	Male Head Coaches				Female Head Coaches				Total Head Coaches
	Assigned to Team on a Full-Time Basis	Assigned to Team on a Part-Time Basis	Full-Time Institution Employee	Part-Time Institution Employee or Volunteer	Assigned to Team on a Full-Time Basis	Assigned to Team on a Part-Time Basis	Full-Time Institution Employee	Part-Time Institution Employee or Volunteer	
Basketball	<input type="text" value="0"/>	<input type="text" value="1"/>	<input type="text" value="0"/>	<input type="text" value="1"/>	<input type="text" value="0"/>	<input type="text" value="0"/>	<input type="text" value="0"/>	<input type="text" value="0"/>	<input type="text" value="1"/>
Bowling	<input type="text" value="0"/>	<input type="text" value="1"/>	<input type="text" value="0"/>	<input type="text" value="1"/>	<input type="text" value="0"/>	<input type="text" value="0"/>	<input type="text" value="0"/>	<input type="text" value="0"/>	<input type="text" value="1"/>
Cross Country	<input type="text" value="0"/>	<input type="text" value="1"/>	<input type="text" value="0"/>	<input type="text" value="1"/>	<input type="text" value="0"/>	<input type="text" value="0"/>	<input type="text" value="0"/>	<input type="text" value="0"/>	<input type="text" value="1"/>
Golf	<input type="text" value="0"/>	<input type="text" value="1"/>	<input type="text" value="0"/>	<input type="text" value="1"/>	<input type="text" value="0"/>	<input type="text" value="0"/>	<input type="text" value="0"/>	<input type="text" value="0"/>	<input type="text" value="1"/>
Softball	<input type="text" value="0"/>	<input type="text" value="0"/>	<input type="text" value="0"/>	<input type="text" value="0"/>	<input type="text" value="0"/>	<input type="text" value="1"/>	<input type="text" value="0"/>	<input type="text" value="1"/>	<input type="text" value="1"/>



Coaching Position Totals	0	5	0	5	0	1	0	1	6
-----------------------------	---	---	---	---	---	---	---	---	---

CAVEAT

 **WARNING** You have read only permission for this screen.

# Head Coaches' Salaries - Men's and Women's Teams

 worksheets  screen instructions

Enter only salaries and bonuses that your institution pays head coaches as compensation for coaching. Do not include benefits on this screen.  
Do not include volunteer coaches in calculating the average salary and the Full-Time Equivalent (FTE) Total.  
For help calculating the FTE total click on the Instructions link on this screen.

	Men's Teams	Women's Teams
Average Annual Institutional Salary per Head Coaching Position (for coaching duties only)	<input type="text" value="4,583"/>	<input type="text" value="3,298"/>
Number of Head Coaching Positions Used to Calculate the Average	<input type="text" value="5"/>	<input type="text" value="6"/>
Number of Volunteer Head Coaching Positions (Do not include these coaches in your salary or FTE calculations.)	<input type="text" value="0"/>	<input type="text" value="0"/>
Average Annual Institutional Salary per Full-time equivalent (FTE)	<input type="text" value="15,913"/>	<input type="text" value="15,958"/>
Sum of Full-Time Equivalent (FTE) Positions Used to Calculate the Average	<input type="text" value="1.44"/>	<input type="text" value="1.24"/>

CAVEAT

# Assistant Coaches - Men's Teams

 screen instructions

For each men's team, indicate whether the assistant coach is male or female, was assigned to the team on a full-time or part-time basis, and whether the coach was employed by the institution on a full-time basis or on a part-time or volunteer basis, by entering a 1 in the appropriate field.

### Male Assistant Coaches

### Female Assistant Coaches

Varsity Teams	Male Assistant Coaches				Female Assistant Coaches				Total Assistant Coaches
	Assigned to Team on a Full-Time Basis	Assigned to Team on a Part-Time Basis	Full-Time Institution Employee	Part-Time Institution Employee or Volunteer	Assigned to Team on a Full-Time Basis	Assigned to Team on a Part-Time Basis	Full-Time Institution Employee	Part-Time Institution Employee or Volunteer	
Baseball	<input type="text" value="0"/>	<input type="text" value="1"/>	<input type="text" value="0"/>	<input type="text" value="1"/>	<input type="text" value="0"/>	<input type="text" value="0"/>	<input type="text" value="0"/>	<input type="text" value="0"/>	<input type="text" value="1"/>
Basketball	<input type="text" value="0"/>	<input type="text" value="1"/>	<input type="text" value="0"/>	<input type="text" value="1"/>	<input type="text" value="0"/>	<input type="text" value="0"/>	<input type="text" value="0"/>	<input type="text" value="0"/>	<input type="text" value="1"/>
Bowling	<input type="text" value="0"/>	<input type="text" value="1"/>	<input type="text" value="0"/>	<input type="text" value="1"/>	<input type="text" value="0"/>	<input type="text" value="0"/>	<input type="text" value="0"/>	<input type="text" value="0"/>	<input type="text" value="1"/>
Cross Country	<input type="text" value="0"/>	<input type="text" value="1"/>	<input type="text" value="0"/>	<input type="text" value="1"/>	<input type="text" value="0"/>	<input type="text" value="0"/>	<input type="text" value="0"/>	<input type="text" value="0"/>	<input type="text" value="1"/>
Golf	<input type="text" value="0"/>	<input type="text" value="0"/>	<input type="text" value="0"/>	<input type="text" value="0"/>	<input type="text" value="0"/>	<input type="text" value="0"/>	<input type="text" value="0"/>	<input type="text" value="0"/>	<input type="text" value="0"/>
Coaching Position Totals	<input type="text" value="0"/>	<input type="text" value="4"/>	<input type="text" value="0"/>	<input type="text" value="4"/>	<input type="text" value="0"/>	<input type="text" value="0"/>	<input type="text" value="0"/>	<input type="text" value="0"/>	<input type="text" value="4"/>

# Assistant Coaches - Women's Teams

 screen instructions

For each women's team, indicate whether the assistant coach is male or female, was assigned to the team on a full-time or part-time basis, and whether the coach was employed by the institution on a full-time basis or on a part-time or volunteer basis, by entering a 1 in the appropriate field.

### Male Assistant Coaches

### Female Assistant Coaches

Varsity Teams	Male Assistant Coaches				Female Assistant Coaches				Total Assistant Coaches
	Assigned to Team on a Full-Time Basis	Assigned to Team on a Part-Time Basis	Full-Time Institution Employee	Part-Time Institution Employee or Volunteer	Assigned to Team on a Full-Time Basis	Assigned to Team on a Part-Time Basis	Full-Time Institution Employee	Part-Time Institution Employee or Volunteer	
Basketball	<input type="text" value="0"/>	<input type="text" value="1"/>	<input type="text" value="0"/>	<input type="text" value="1"/>	<input type="text" value="0"/>	<input type="text" value="0"/>	<input type="text" value="0"/>	<input type="text" value="0"/>	<input type="text" value="1"/>
Bowling	<input type="text" value="0"/>	<input type="text" value="1"/>	<input type="text" value="0"/>	<input type="text" value="1"/>	<input type="text" value="0"/>	<input type="text" value="0"/>	<input type="text" value="0"/>	<input type="text" value="0"/>	<input type="text" value="1"/>
Cross Country	<input type="text" value="0"/>	<input type="text" value="1"/>	<input type="text" value="0"/>	<input type="text" value="1"/>	<input type="text" value="0"/>	<input type="text" value="0"/>	<input type="text" value="0"/>	<input type="text" value="0"/>	<input type="text" value="1"/>
Golf	<input type="text" value="0"/>	<input type="text" value="0"/>	<input type="text" value="0"/>	<input type="text" value="0"/>	<input type="text" value="0"/>	<input type="text" value="0"/>	<input type="text" value="0"/>	<input type="text" value="0"/>	<input type="text" value="0"/>
Softball	<input type="text" value="0"/>	<input type="text" value="1"/>	<input type="text" value="0"/>	<input type="text" value="1"/>	<input type="text" value="0"/>	<input type="text" value="0"/>	<input type="text" value="0"/>	<input type="text" value="0"/>	<input type="text" value="1"/>

# 2023 Equity in Athletics Disclosure Act Survey

Coaching Position Totals	0	4	0	4	0	1	0	1	5
-----------------------------	---	---	---	---	---	---	---	---	---

## CAVEAT

 **WARNING** You have read only permission for this screen.



# Assistant Coaches' Salaries - Men's and Women's Teams

 worksheets  screen instructions

Enter only salaries and bonuses that your institution pays assistant coaches as compensation for coaching. Do not include benefits on this screen.

Do not include volunteer coaches in calculating the average salary and the Full-Time Equivalent (FTE) Total.

For help calculating the FTE total click on the Instructions link on this screen.

	Men's Teams	Women's Teams
Average Annual Institutional Salary per Assistant Coaching Position (for coaching duties only)	<input type="text" value="2,386"/>	<input type="text" value="1,912"/>
Number of Assistant Coaching Positions Used to Calculate the Average	<input type="text" value="4"/>	<input type="text" value="5"/>
Number of Volunteer Assistant Coaching Positions (Do not include these coaches in your salary or FTE calculations.)	<input type="text" value="0"/>	<input type="text" value="0"/>
Average Annual Institutional Salary per Full-time equivalent (FTE)	<input type="text" value="15,907"/>	<input type="text" value="15,933"/>
Sum of Full-Time Equivalent (FTE) Positions Used to Calculate the Average	<input type="text" value="0.60"/>	<input type="text" value="0.60"/>

CAVEAT


# Athletically Related Student Aid - Men's and Women's Teams

 worksheets  screen instructions

Athletically related student aid is any scholarship, grant, or other form of financial assistance, offered by an institution, the terms of which require the recipient to participate in a program of intercollegiate athletics at the institution. Other student aid, of which a student-athlete simply happens to be the recipient, is not athletically related student aid. If you do not have any aid to report, enter a 0.

	Men's Teams	Women's Teams	Total
Amount of Aid	<input type="text" value="0"/>	<input type="text" value="0"/>	<input type="text" value="0"/>
Ratio (percent)	<input type="text" value="0"/>	<input type="text" value="0"/>	100%

## CAVEAT

 **WARNING** You have read only permission for this screen.


# Recruiting Expenses - Men's and Women's Teams

 worksheets  screen instructions

Recruiting expenses are all expenses an institution incurs attributable to recruiting activities. This includes, but is not limited to, expenses for lodging, meals, telephone use, and transportation (including vehicles used for recruiting purposes) for both recruits and personnel engaged in recruiting, and other expenses for official and unofficial visits, and all other expenses related to recruiting. If you do not have any recruiting expenses to report, enter a 0.

	Men's Teams	Women's Teams	Total
Total	<input type="text" value="38"/>	<input type="text" value="111"/>	<input type="text" value="149"/>

## CAVEAT

 **WARNING** You have read only permission for this screen.

# Operating (Game-Day) Expenses - Men's and Women's Teams by Team

worksheets screen instructions

Operating expenses are all expenses an institution incurs attributable to home, away, and neutral-site intercollegiate athletic contests (commonly known as "game-day expenses"), for (A) Lodging, meals, transportation, uniforms, and equipment for coaches, team members, support staff (including, but not limited to team managers and trainers), and others; and (B) Officials.

For a sport with a men's team and a women's team that have a combined budget, click here for special instructions.

Report actual numbers, not budgeted or estimated numbers. Please do not round beyond the next dollar.

## Men's Teams

## Women's Teams

Varsity Teams	Men's Teams			Women's Teams			Total Operating Expenses
	Participants	Operating Expenses per Participant	By Team	Participants	Operating Expenses per Participant	By Team	
Basketball	15	1,446	21,695	8	2,556	20,450	42,145
Baseball	18	2,666	47,985				47,985
Bowling	5	1,515	7,573	5	1,515	7,573	15,146
Cross Country	10	1,393	13,930	6	1,393	8,358	22,288
Golf	8	1,679	13,435	1	1,680	1,680	15,115



Volleyball			13	1,472	19,135	19,135
------------	--	--	----	-------	--------	--------

**Total Operating Expenses Men's and Women's Teams**

56	104,618	47	71,213	175,831
----	---------	----	--------	---------

CAVEAT

**Note: This screen is for game-day expenses only.**

**! WARNING** You have read only permission for this screen.



# Total Expenses - Men's and Women's Teams

 worksheets  screen instructions

Enter all expenses attributable to intercollegiate athletic activities. This includes appearance guarantees and options, athletically related student aid, contract services, equipment, fundraising activities, operating expenses, promotional activities, recruiting expenses, salaries and benefits, supplies, travel, and any other expenses attributable to intercollegiate athletic activities.

Report actual numbers, not budgeted or estimated numbers. Please do not round beyond the next dollar.

Varsity Teams	Men's Teams	Women's Teams	Total
Basketball	31,231	27,622	58,853
Baseball	60,315		60,315
Bowling	10,730	10,729	21,459
Cross Country	18,070	13,066	31,136
Golf	16,770	2,097	18,867
Softball		21,369	21,369
Volleyball		26,092	26,092
Total Expenses of all Sports, Except Football and Basketball, Combined	105,885	73,353	179,238


Not Allocated by Gender/Sport (Expenses not attributable to a particular sport or sports)

270,739

**Grand Total Expenses**

508,830

CAVEAT

 **WARNING** You have read only permission for this screen.

# Total Revenues - Men's and Women's Teams

 worksheets  screen instructions

Your total revenues must cover your total expenses.

Enter all revenues attributable to intercollegiate athletic activities. This includes revenues from appearance guarantees and options, an athletic conference, tournament or bowl games, concessions, contributions from alumni and others, institutional support, program advertising and sales, radio and television, royalties, signage and other sponsorships, sport camps, state or other government support, student activity fees, ticket and luxury box sales, and any other revenues attributable to intercollegiate athletic activities.

Report actual numbers, not budgeted or estimated numbers. Please do not round beyond the next dollar.

Varsity Teams	Men's Teams	Women's Teams	Total
Basketball	32,430	28,477	60,907
Baseball	64,684		64,684
Bowling	11,079	11,079	22,158
Cross Country	20,279	15,276	35,555
Golf	16,769	2,097	18,866
Softball		23,041	23,041
Volleyball		28,698	28,698

# 2023 Equity in Athletics Disclosure Act Survey

Westmoreland County Community College (216825)

User ID: E2168251

Total Revenues Men's and Women's Teams

145,241

108,668

253,909

Not Allocated by Gender/Sport (Revenues not attributable to a particular sport or sports)

270,739




**Grand Total for all Teams** (includes by team and not allocated by gender/sport)

524,648

## CAVEAT

In the not allocated by gender/sport, there was expenditures of \$14,641 (\$8,424 men and \$6217 women's) on gear, assigners' fees etc. along with other fees associated with the department, that is not associated to a team.

 **WARNING** You have read only permission for this screen.

# Summary - Men's and Women's Teams

 worksheets  screen instructions

**Your Grand Total Revenues must be equal to or greater than your Grand Total Expenses or you will not be able to lock your survey.**

	Men's Teams	Women's Teams	Total
1 <u>Total of Head Coaches' Salaries</u>	22,915	19,788	42,703
2 <u>Total of Assistant Coaches' Salaries</u>	9,544	9,560	19,104
3 <u>Total Salaries (Lines 1+2)</u>	32,459	29,348	61,807
4 <u>Athletically Related Student Aid</u>	0	0	0
5 <u>Recruiting Expenses</u>	38	111	149
6 <u>Operating (Game-Day) Expenses</u>	104,618	71,213	175,831
7 <u>Summary of Subset Expenses (Lines 3+4+5+6)</u>	137,115	100,672	237,787
8 <u>Total Expenses for Teams</u>	137,116	100,975	238,091
9 <u>Total Expenses for Teams Minus Subset Expenses (Line 8 – Line 7)</u>	1	303	304




---

12	<u>Total Revenues for Teams</u>	145,241	108,668	253,909
13	<u>Not Allocated Revenues</u>			270,739
14	<u>Grand Total Revenues (Lines 12+13)</u>			524,648
15	<u>Total Revenues for Teams minus Total Expenses for Teams (Line 12-Line 8)</u>	8,125	7,693	15,818
16	<u>Grand Total Revenues Minus Grand Total Expenses (Line 14- Line 11)</u>			✔ 15,818

---

To return to a data entry screen, click on the link in the Navigation Menu.

To proceed to the Supplemental Information screen, click on the link in the Navigation Menu or click on the "Next" button on this screen.

 **WARNING** You have read only permission for this screen.

## Equity in Athletics Disclosure Act **Completion Certificate**

The Equity in Athletics Disclosure Act (EADA) data for  
Westmoreland County Community  
College  
(216825)

were completed and locked on **October 16, 2023**.

Thank you for your participation in the data collection.

This certificate was prepared on **October 16, 2023**